RIGO Research en Advies
Woon- werk- en leefomgeving

# Memo

**Van:** RIGO

**Onderwerp:** Aanvullende figuren evaluatie woonruimteverdeling regio Utrecht

## 1 Loting

***1. Lotingtoewijzingen naar leeftijdsgroep, gemeente Utrecht versus hele regio, 2014-2020***

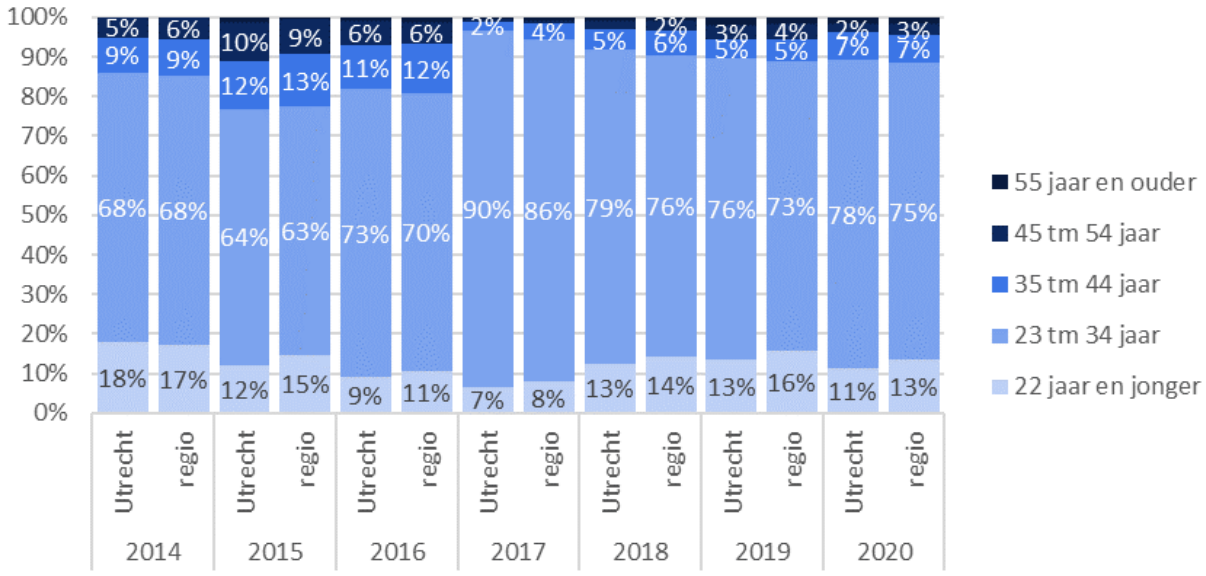


| | Klasse leeftijd | 2014 | 2015 | 2016 | 2017 | 2018 | 2019 | 2020 |
|---|---|---|---|---|---|---|---|---|
| **Utrecht** | 22 jaar en jonger | 49 | 11 | 10 | 26 | 47 | 46 | 44 |
| | 23 tm 34 jaar | 185 | 58 | 81 | 352 | 295 | 262 | 303 |
| | 35 tm 44 jaar | 24 | 11 | 12 | 9 | 20 | 16 | 27 |
| | 45 tm 54 jaar | 14 | 9 | 7 | 2 | 8 | 12 | 9 |
| | 55 jaar en ouder | 0 | 1 | 1 | 2 | 3 | 7 | 6 |
| | totaal | 272 | 90 | 111 | 391 | 373 | 343 | 389 |
| **regio** | 22 jaar en jonger | 66 | 30 | 20 | 35 | 63 | 69 | 73 |
| | 23 tm 34 jaar | 259 | 127 | 133 | 384 | 339 | 321 | 408 |
| | 35 tm 44 jaar | 35 | 27 | 23 | 18 | 27 | 24 | 38 |
| | 45 tm 54 jaar | 22 | 18 | 11 | 4 | 11 | 17 | 16 |
| | 55 jaar en ouder | 0 | 1 | 2 | 3 | 4 | 8 | 9 |
| | totaal | 382 | 203 | 189 | 444 | 444 | 439 | 544 |

***2. Lotingtoewijzingen naar huishoudensgrootte, gemeente Utrecht versus hele regio, 2014-2020***

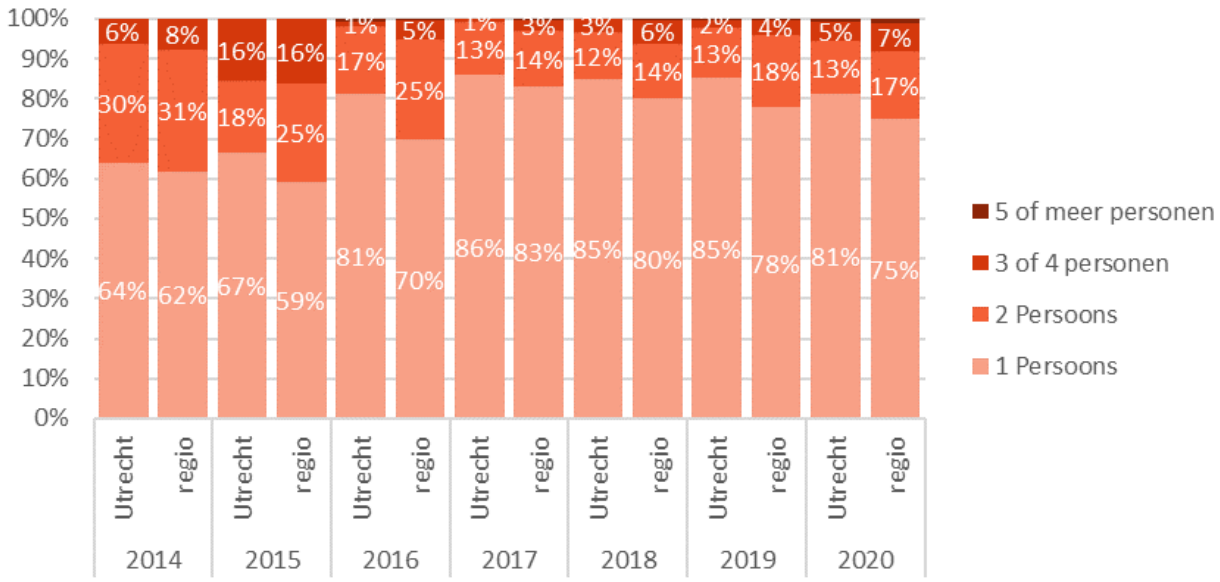


| | Huishoudensamenstelling | 2014 | 2015 | 2016 | 2017 | 2018 | 2019 | 2020 |
|---|---|---|---|---|---|---|---|---|
| **Utrecht** | 1 Persoons | 174 | 60 | 90 | 336 | 316 | 292 | 316 |
| | 2 Persoons | 81 | 16 | 19 | 52 | 44 | 43 | 51 |
| | 3 of 4 personen | 17 | 14 | 1 | 3 | 13 | 7 | 19 |
| | 5 of meer personen | 0 | 0 | 1 | 0 | 0 | 1 | 3 |
| | totaal | 272 | 90 | 111 | 391 | 373 | 343 | 389 |
| **regio** | 1 Persoons | 236 | 120 | 132 | 369 | 355 | 342 | 407 |
| | 2 Persoons | 117 | 50 | 47 | 61 | 61 | 79 | 93 |
| | 3 of 4 personen | 29 | 33 | 9 | 13 | 27 | 17 | 38 |
| | 5 of meer personen | 0 | 0 | 1 | 1 | 1 | 1 | 6 |
| | totaal | 382 | 203 | 189 | 444 | 444 | 439 | 544 |

***3. Lotingtoewijzingen naar starters-doorstromers, gemeente Utrecht versus hele regio, 2014-2020***

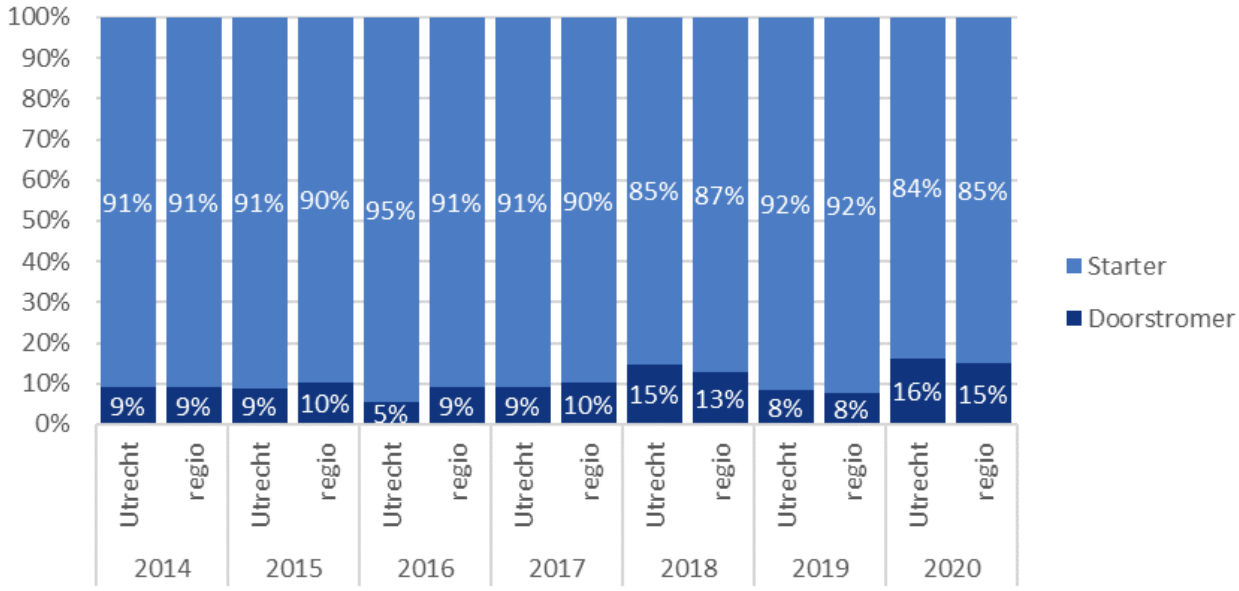


| | Label Woningzoekende | 2014 | 2015 | 2016 | 2017 | 2018 | 2019 | 2020 |
|---|---|---|---|---|---|---|---|---|
| **Utrecht** | Doorstromer | 25 | 8 | 6 | 36 | 55 | 29 | 63 |
| | Starter | 247 | 82 | 105 | 355 | 318 | 314 | 326 |
| | totaal | 272 | 90 | 111 | 391 | 373 | 343 | 389 |
| **regio** | Doorstromer | 35 | 21 | 17 | 45 | 57 | 34 | 82 |
| | Starter | 347 | 182 | 172 | 399 | 387 | 405 | 462 |
| | totaal | 382 | 203 | 189 | 444 | 444 | 439 | 544 |

***4. Lotingtoewijzingen naar woonvorm, gemeente Utrecht versus hele regio, 2014-2020***

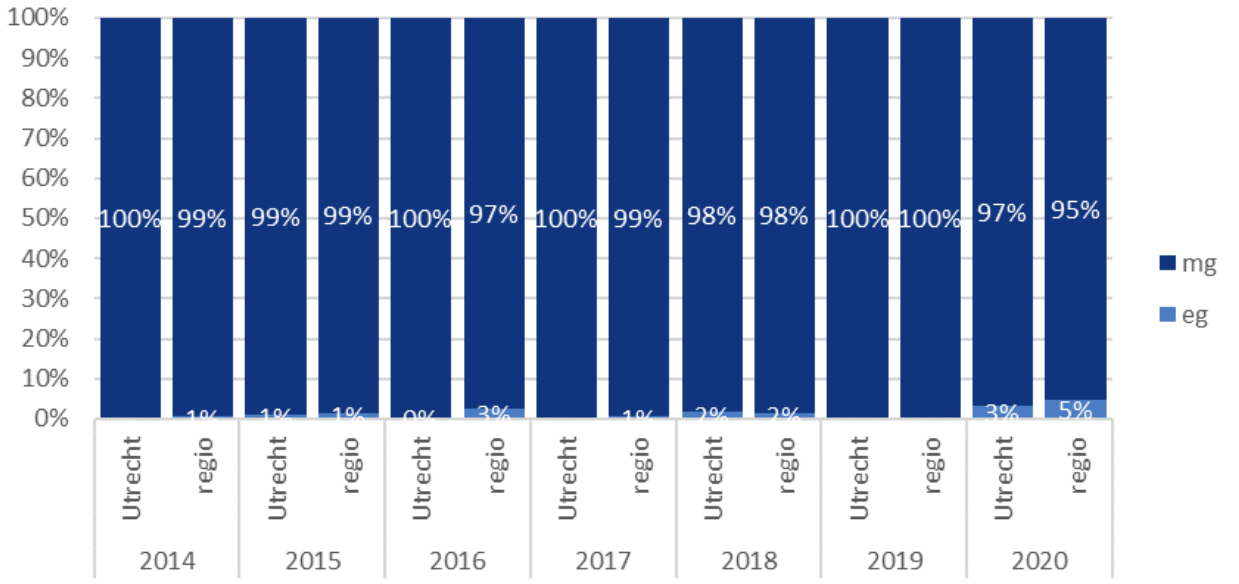

| | woningtype | 2014 | 2015 | 2016 | 2017 | 2018 | 2019 | 2020 |
|---|---|---|---|---|---|---|---|---|
| **Utrecht** | eg | 1 | 1 | 0 | 0 | 7 | 1 | 13 |
| | mg | 271 | 89 | 111 | 391 | 366 | 342 | 376 |
| | totaal | 272 | 90 | 111 | 391 | 373 | 343 | 389 |
| **regio** | eg | 2 | 3 | 5 | 3 | 7 | 1 | 26 |
| | mg | 380 | 200 | 184 | 441 | 437 | 438 | 518 |
| | totaal | 382 | 203 | 189 | 444 | 444 | 439 | 544 |

***5. Lotingtoewijzingen naar kamertal, gemeente Utrecht versus hele regio, 2014-2020***

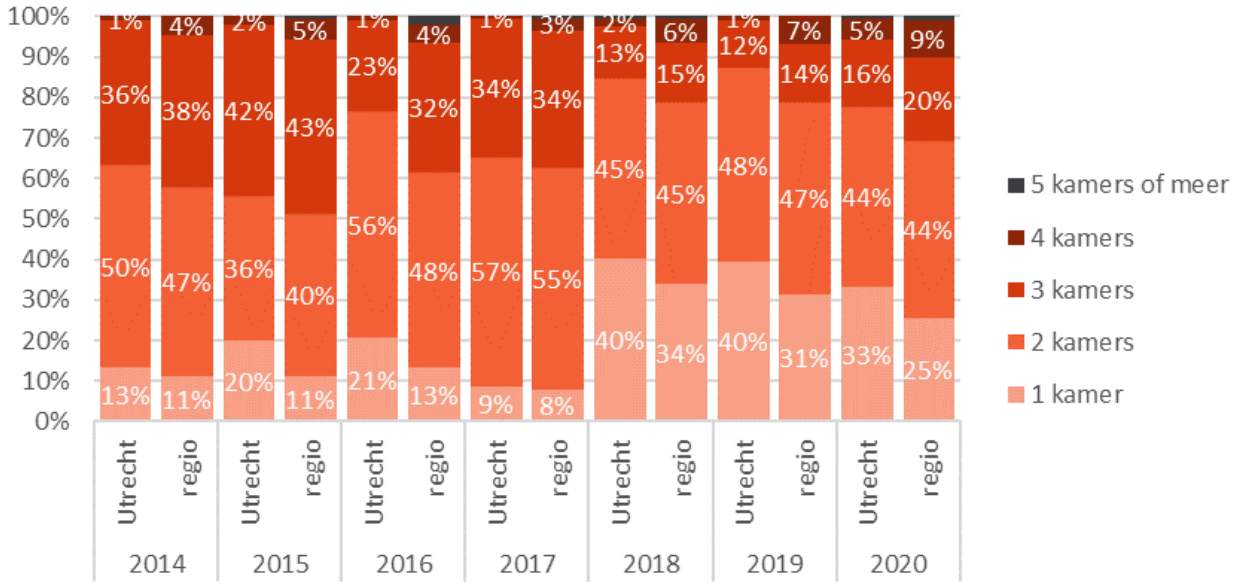


| | Klasse kamers | 2014 | 2015 | 2016 | 2017 | 2018 | 2019 | 2020 |
|---|---|---|---|---|---|---|---|---|
| **Utrecht** | 1 kamer | 36 | 18 | 23 | 34 | 150 | 136 | 130 |
| | 2 kamers | 136 | 32 | 62 | 221 | 166 | 163 | 173 |
| | 3 kamers | 97 | 38 | 25 | 134 | 48 | 41 | 63 |
| | 4 kamers | 3 | 2 | 1 | 2 | 7 | 3 | 21 |
| | 5 kamers of meer | 0 | 0 | 0 | 0 | 2 | 0 | 2 |
| | totaal | 272 | 90 | 111 | 391 | 373 | 343 | 389 |
| **regio** | 1 kamer | 43 | 23 | 25 | 35 | 151 | 138 | 138 |
| | 2 kamers | 178 | 81 | 91 | 243 | 199 | 208 | 239 |
| | 3 kamers | 144 | 87 | 61 | 151 | 65 | 63 | 111 |
| | 4 kamers | 17 | 11 | 8 | 13 | 27 | 30 | 51 |
| | 5 kamers of meer | 0 | 1 | 4 | 2 | 2 | 0 | 5 |
| | totaal | 382 | 203 | 189 | 444 | 444 | 439 | 544 |

## 2 Bezettingsnorm

***6. Toewijzingen naar gebied, woningtype, aantal kamers en aantal personen (absoluut)***

| gebied | woningtype | aantal kamers | 1 pers. | 2 pers. | 3 pers. | 4 pers. | 5 en meer pers. | totaal |
|---|---|---|---|---|---|---|---|---|
| Utrecht | mg | 1 kamer | 170 | 10 | 1 | 0 | 0 | 181 |
| | | 2 kamers | 494 | 77 | 5 | 0 | 0 | 576 |
| | | 3 kamers | 611 | 206 | 44 | 24 | 5 | 890 |
| | | 4 kamers | 113 | 54 | 64 | 37 | 18 | 286 |
| | | 5+ kmrs. | 4 | 1 | 2 | 6 | 15 | 28 |
| | | **totaal** | **1392** | **348** | **116** | **67** | **38** | **1961** |
| | eg | 1 kamer | 0 | 0 | 0 | 0 | 0 | 0 |
| | | 2 kamers | 5 | 0 | 0 | 0 | 0 | 5 |
| | | 3 kamers | 16 | 15 | 11 | 9 | 1 | 52 |
| | | 4 kamers | 22 | 31 | 88 | 68 | 56 | 265 |
| | | 5+ kmrs. | 1 | 0 | 8 | 8 | 20 | 37 |
| | | **totaal** | **44** | **46** | **107** | **85** | **77** | **359** |
| alle variant 2 gemeenten | mg | 1 kamer | 189 | 10 | 1 | 0 | 0 | 200 |
| | | 2 kamers | 743 | 114 | 5 | 0 | 0 | 862 |
| | | 3 kamers | 776 | 306 | 56 | 29 | 7 | 1174 |
| | | 4 kamers | 169 | 91 | 85 | 47 | 21 | 413 |
| | | 5+ kmrs. | 5 | 4 | 3 | 8 | 18 | 38 |
| | | **totaal** | **1882** | **525** | **150** | **84** | **46** | **2687** |
| | eg | 1 kamer | 1 | 0 | 0 | 0 | 0 | 1 |
| | | 2 kamers | 15 | 2 | 0 | 0 | 0 | 17 |
| | | 3 kamers | 36 | 33 | 26 | 15 | 1 | 111 |
| | | 4 kamers | 44 | 36 | 189 | 108 | 68 | 445 |
| | | 5+ kmrs. | 6 | 0 | 21 | 14 | 74 | 115 |
| | | **totaal** | **102** | **71** | **236** | **137** | **143** | **689** |

***7. Toewijzingen naar gebied, woningtype, aantal kamers en aantal personen (percentueel)***

| gebied | woningtype | aantal kamers | 1 pers. | 2 pers. | 3 pers. | 4 pers. | 5 en meer pers. | totaal |
|---|---|---|---|---|---|---|---|---|
| Utrecht | mg | 1 kamer | 94% | 6% | 1% | 0% | 0% | 100% |
| | | 2 kamers | 86% | 13% | 1% | 0% | 0% | 100% |
| | | 3 kamers | 69% | 23% | 5% | 3% | 1% | 100% |
| | | 4 kamers | 40% | 19% | 22% | 13% | 6% | 100% |
| | | 5+ kmrs. | 14% | 4% | 7% | 21% | 54% | 100% |
| | | **totaal** | **71%** | **18%** | **6%** | **3%** | **2%** | **100%** |
| | eg | 1 kamer | - | - | - | - | - | - |
| | | 2 kamers | 100% | 0% | 0% | 0% | 0% | 100% |
| | | 3 kamers | 31% | 29% | 21% | 17% | 2% | 100% |
| | | 4 kamers | 8% | 12% | 33% | 26% | 21% | 100% |
| | | 5+ kmrs. | 3% | 0% | 22% | 22% | 54% | 100% |
| | | **totaal** | **12%** | **13%** | **30%** | **24%** | **21%** | **100%** |
| alle variant 2 gemeenten | mg | 1 kamer | 95% | 5% | 1% | 0% | 0% | 100% |
| | | 2 kamers | 86% | 13% | 1% | 0% | 0% | 100% |
| | | 3 kamers | 66% | 26% | 5% | 2% | 1% | 100% |
| | | 4 kamers | 41% | 22% | 21% | 11% | 5% | 100% |
| | | 5+ kmrs. | 13% | 11% | 8% | 21% | 47% | 100% |
| | | **totaal** | **70%** | **20%** | **6%** | **3%** | **2%** | **100%** |
| | eg | 1 kamer | 100% | 0% | 0% | 0% | 0% | 100% |
| | | 2 kamers | 88% | 12% | 0% | 0% | 0% | 100% |
| | | 3 kamers | 32% | 30% | 23% | 14% | 1% | 100% |
| | | 4 kamers | 10% | 8% | 42% | 24% | 15% | 100% |
| | | 5+ kmrs. | 5% | 0% | 18% | 12% | 64% | 100% |
| | | **totaal** | **15%** | **10%** | **34%** | **20%** | **21%** | **100%** |