Woningvoorraad Laarbeek 1-1-2022

Prijsklasse	Aarle-Rixtel	Beek en Donk	Lieshout	Mariahout	**Totaal**
1 Goedkoop/sociaal	**30,41%**	**44,24%**	**25,41%**	**13,45%**	**35,06%**
Huur	22,71%	26,21%	17,59%	7,20%	**22,33%**
Koop	5,60%	13,13%	4,94%	4,35%	**9,11%**
Leegstand	2,09%	4,89%	2,88%	1,90%	**3,61%**
2 Middel	**27,94%**	**23,37%**	**31,70%**	**27,58%**	**26,35%**
Koop	27,39%	23,02%	31,22%	27,04%	**25,91%**
Leegstand	0,54%	0,35%	0,49%	0,54%	**0,44%**
3 Duur	**34,46%**	**24,27%**	**35,72%**	**50,68%**	**30,86%**
Koop	34,04%	24,04%	34,80%	50,54%	**30,46%**
Leegstand	0,42%	0,23%	0,92%	0,14%	**0,40%**
4 Onbekend	**7,19%**	**8,13%**	**7,17%**	**8,29%**	**7,73%**
Huur	7,19%	8,13%	7,17%	8,29%	**7,73%**
Totaal	**100,00%**	**100,00%**	**100,00%**	**100,00%**	**100,00%**

Huur/koop	Aarle-Rixtel	Beek en Donk	Lieshout	Mariahout	**Totaal**
Huur	**715**	**1677**	**456**	**114**	**2962**
1 Goedkoop/sociaal	543	1280	324	53	**2200**
4 Onbekend	172	397	132	61	**762**
Koop	**1603**	**2939**	**1307**	**603**	**6452**
1 Goedkoop/sociaal	134	641	91	32	**898**
2 Middel	655	1124	575	199	**2553**
3 Duur	814	1174	641	372	**3001**
Leegstand	**73**	**267**	**79**	**19**	**438**
1 Goedkoop/sociaal	50	239	53	14	**356**
2 Middel	13	17	9	4	**43**
3 Duur	10	11	17	1	**39**
Totaal	**2391**	**4883**	**1842**	**736**	**9852**

Verdeling huur/koop

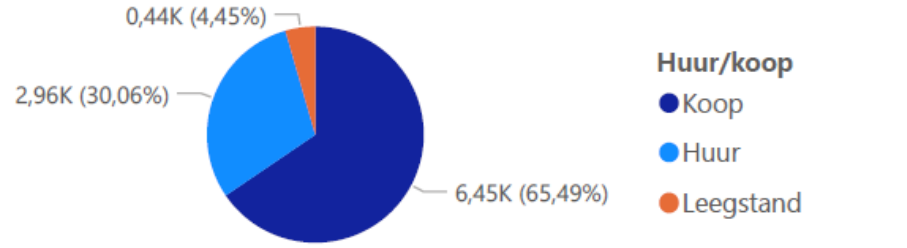

Verdeling prijsklasse huur

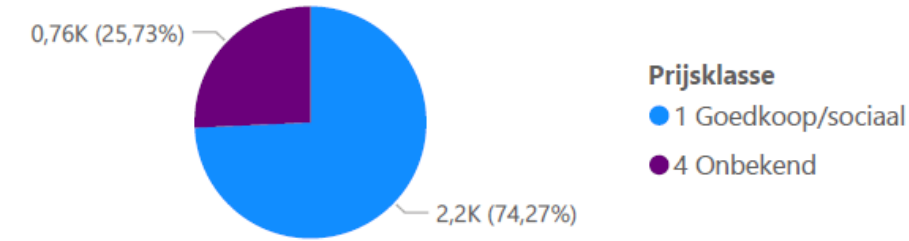

Verdeling prijsklasse koop

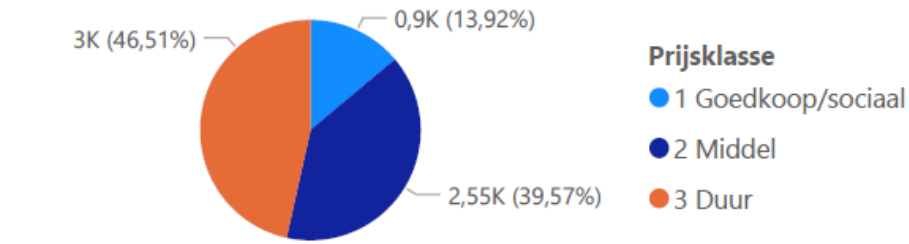

Verdeling prijsklasse huur én koop

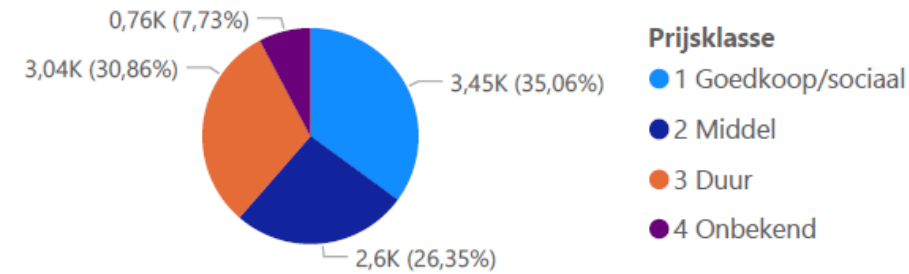

Woningvoorraad Aarle-Rixtel 1-1-2022

Huur/koop	Percentage	Aantal objecten
Huur	**29,90%**	**715**
1 Goedkoop/sociaal	22,71%	543
4 Onbekend	7,19%	172
Koop	**67,04%**	**1603**
1 Goedkoop/sociaal	5,60%	134
2 Middel	27,39%	655
3 Duur	34,04%	814
Leegstand	**3,05%**	**73**
1 Goedkoop/sociaal	2,09%	50
2 Middel	0,54%	13
3 Duur	0,42%	10
Totaal	**100,00%**	**2391**

Verdeling huur/koop

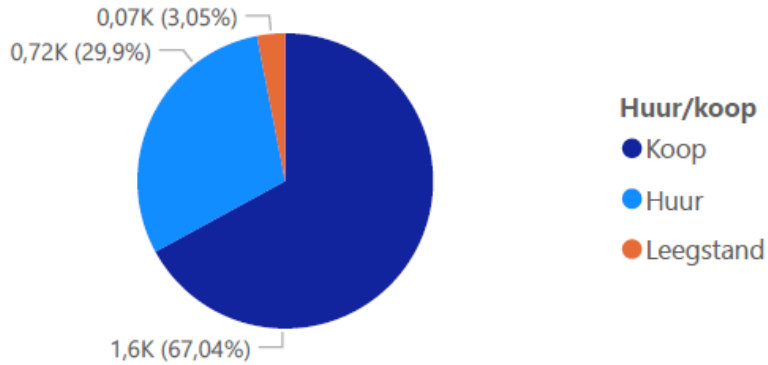

Verdeling prijsklasse huur én koop

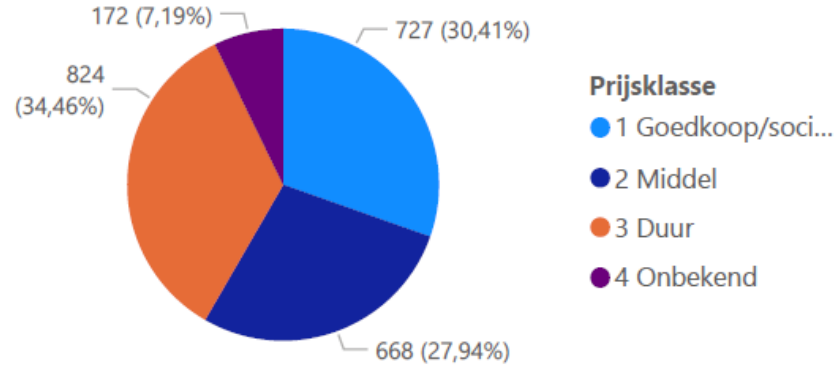

Verdeling prijsklasse huur

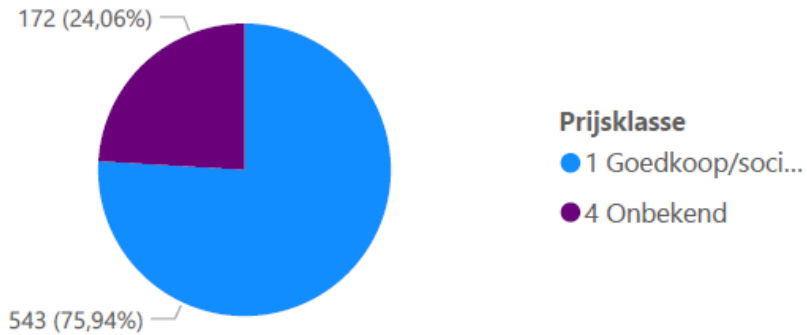

Verdeling prijsklasse koop

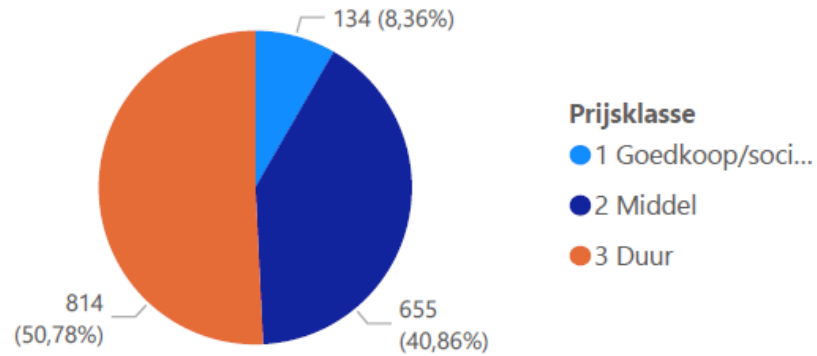

Woningvoorraad Beek en Donk 1-1-2022

Huur/koop	Percentage	Aantal objecten
Huur	**34,34%**	**1677**
1 Goedkoop/sociaal	26,21%	1280
4 Onbekend	8,13%	397
Koop	**60,19%**	**2939**
1 Goedkoop/sociaal	13,13%	641
2 Middel	23,02%	1124
3 Duur	24,04%	1174
Leegstand	**5,47%**	**267**
1 Goedkoop/sociaal	4,89%	239
2 Middel	0,35%	17
3 Duur	0,23%	11
Totaal	**100,00%**	**4883**

Verdeling huur/koop

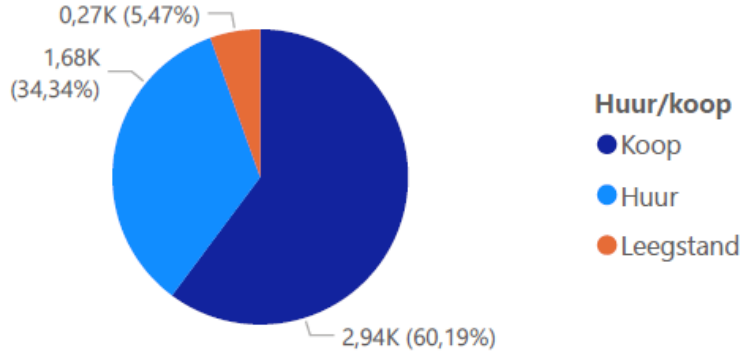

Verdeling prijsklasse huur én koop

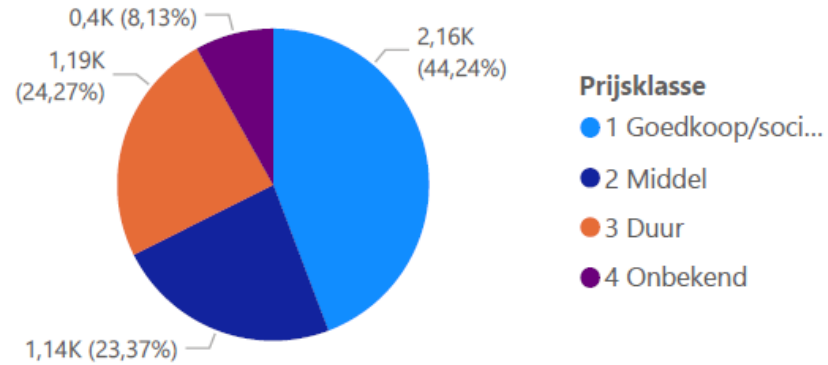

Verdeling prijsklasse huur

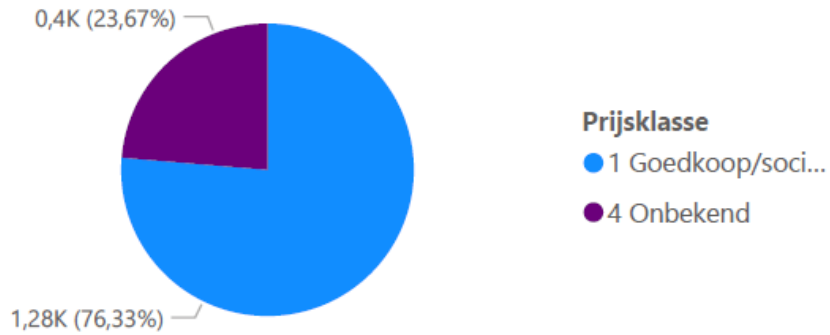

Verdeling prijsklasse koop

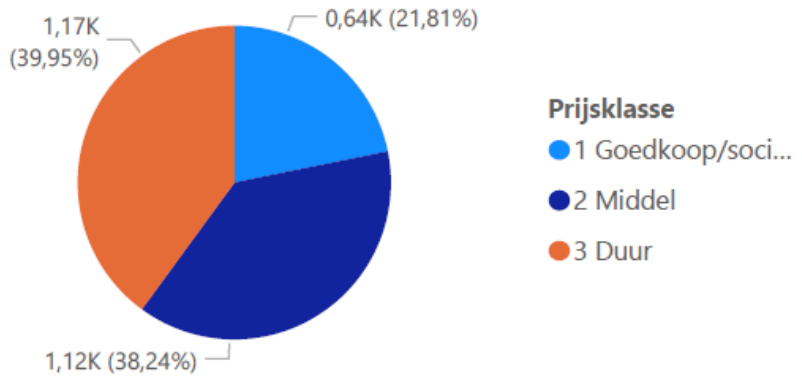

Woningvoorraad Lieshout 1-1-2022

Huur/koop	Percentage	Aantal objecten
Huur	**24,76%**	**456**
1 Goedkoop/sociaal	17,59%	324
4 Onbekend	7,17%	132
Koop	**70,96%**	**1307**
1 Goedkoop/sociaal	4,94%	91
2 Middel	31,22%	575
3 Duur	34,80%	641
Leegstand	**4,29%**	**79**
1 Goedkoop/sociaal	2,88%	53
2 Middel	0,49%	9
3 Duur	0,92%	17
Totaal	**100,00%**	**1842**

Verdeling huur/koop

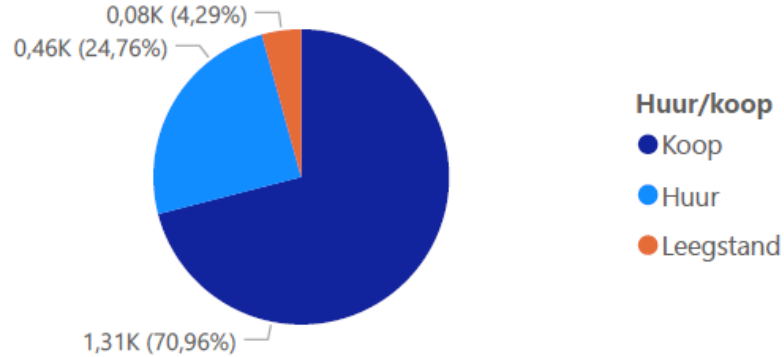

Verdeling prijsklasse huur én koop

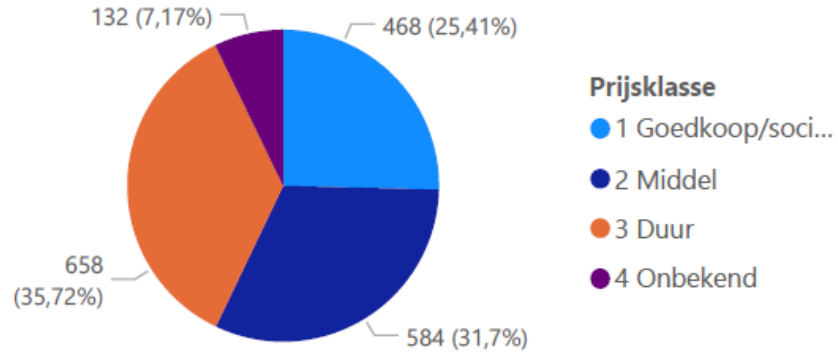

Verdeling prijsklasse huur

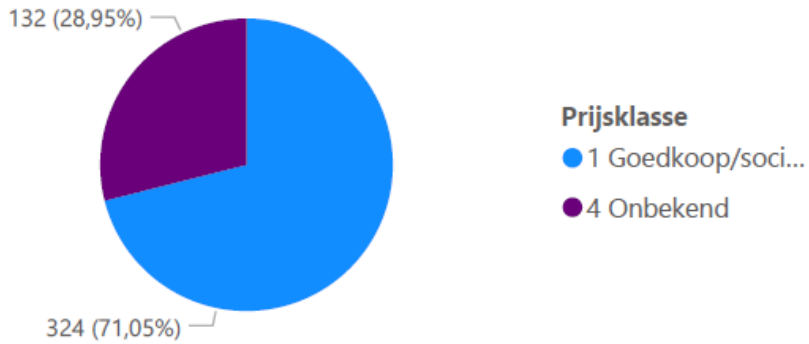

Verdeling prijsklasse koop

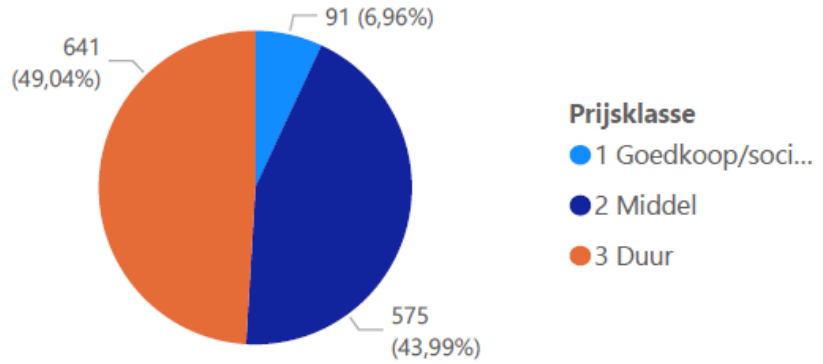

Woningvoorraad Mariahout 1-1-2022

Huur/koop	Percentage	Aantal objecten
Huur	**15,49%**	**114**
1 Goedkoop/sociaal	7,20%	53
4 Onbekend	8,29%	61
Koop	**81,93%**	**603**
1 Goedkoop/sociaal	4,35%	32
2 Middel	27,04%	199
3 Duur	50,54%	372
Leegstand	**2,58%**	**19**
1 Goedkoop/sociaal	1,90%	14
2 Middel	0,54%	4
3 Duur	0,14%	1
Totaal	**100,00%**	**736**

Verdeling huur/koop

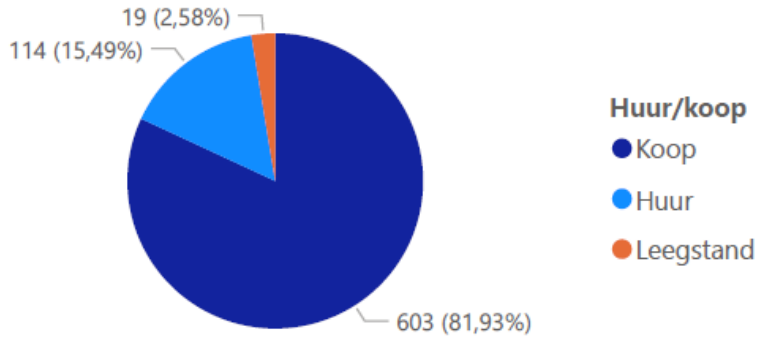

Verdeling prijsklasse huur én koop

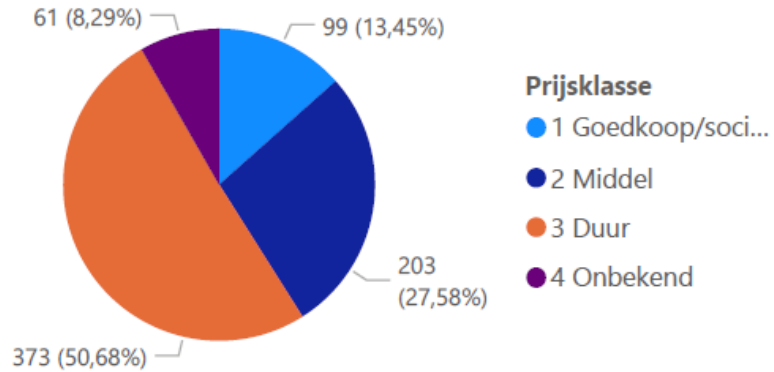

Verdeling prijsklasse huur

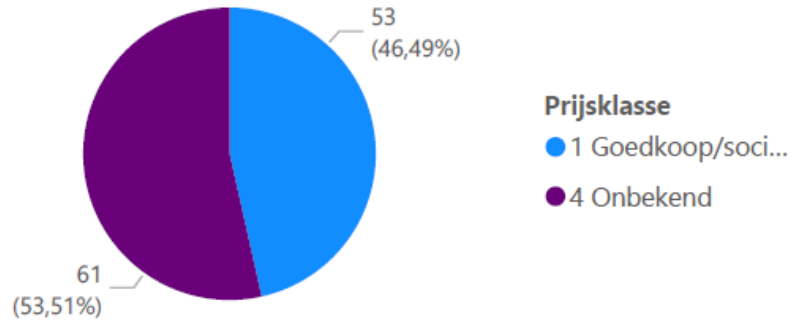

Verdeling prijsklasse koop

